



Practice using a straight stitch to go around this circle. Lift your foot frequently and turn the paper.




Cut this circle out. Place it on a scrap piece of fabric and practice using a satin stitch to completely cover the entire outside of the circle.



Practice using a zig zag stitch to go around this circle. Try changing the width and length of your stitch to see the difference. Lift the foot and turn the paper frequently.

Practice using a straight stitch along the lines of this rectangle.
When you get to the corner leave the needle down, lift the presser foot, and turn the paper 90 degrees. Then keep sewing.



Practice sewing straight lines around this star. You can use a straight stitch or a zig zag stitch.

Practice sewing 1/4" inside this square.

|

|

|

|

|

|

